

Overview - Public Entities Quarterly Reporting

Approved receipts

16,3

149,8%

Approved spending

13,2

61,8%

Surplus/(deficit)

3,0

- ☒ R billion
- ☐ R million
- ☐ R thousand

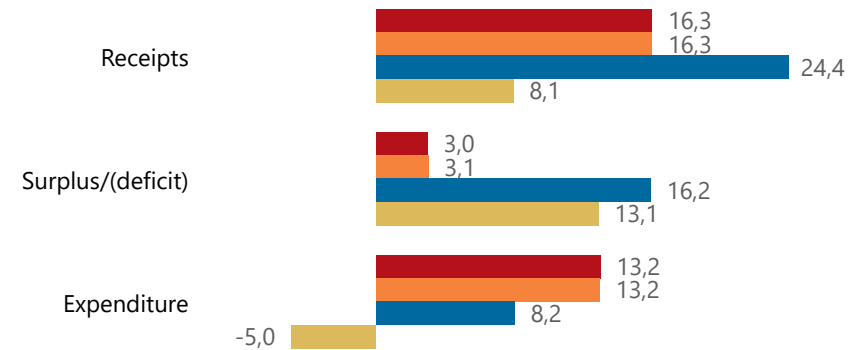


national treasury

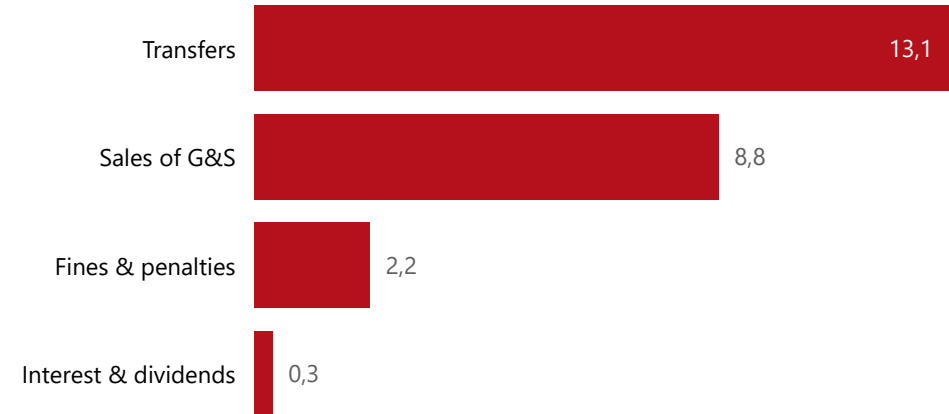
Department:
National Treasury
REPUBLIC OF SOUTH AFRICA

Consolidation

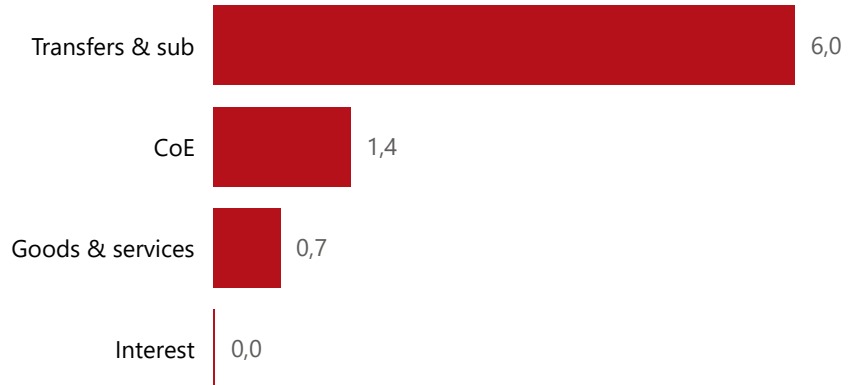
● Approved ● Forecast ● YTD ● Variance



Composition of receipts



Composition of spending



Functional grouping



Quarter

4

Cluster

Education and related

Department

Employment and Labour

Entity

Compensation Fund, including Reser...

Spending by PFMA schedule

3A



Public Entities Receipts

Approved sales of G&S

3,3

261,4%

Approved transfers

11,3

116,0%



national treasury

Department:
National Treasury
REPUBLIC OF SOUTH AFRICA

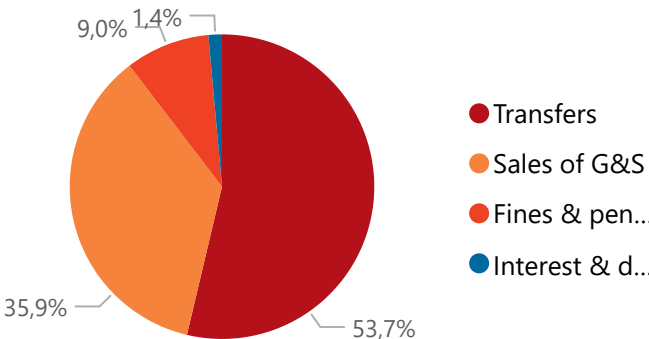
- R billion
- R million
- R thousand

Actual vs Forecast

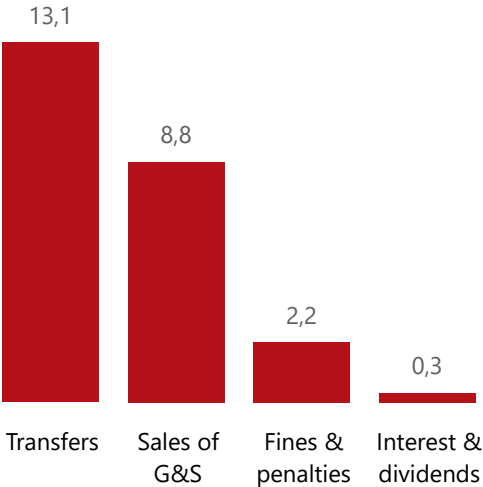
● Approved ● Forecast ● YTD ● Variance



Composition of receipts



Top 5 Receipts



Quarter

4

Cluster

Education and related

Department

Employment and Labour

Entity

Compensation Fund, including Reser...

Top 5 Transfers



Receipts

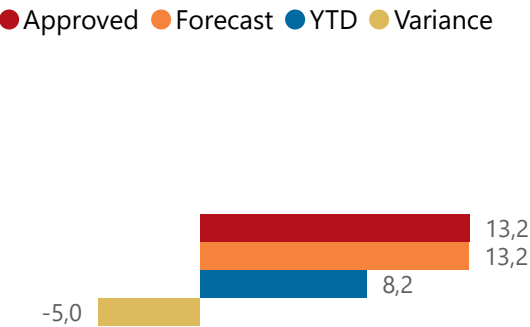
Level 3	Approved	YTD	% YTD
⊕ Transfers	11,3	13,1	53,7%
⊕ Sales of G&S	3,3	8,8	35,9%
⊕ Fines & penalties	1,5	2,2	9,0%
⊕ Interest & dividends	0,1	0,3	1,4%
Total	16,3	24,4	100,0%

Public Entities Spending

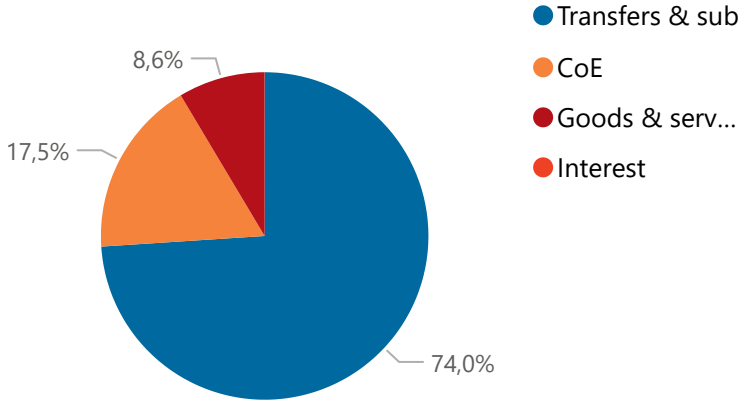
Approved CoE	Approved G&S	Approved transfers
1,783,6%	2,429,1%	7,4149,8%

- R billion
- R million
- R thousand

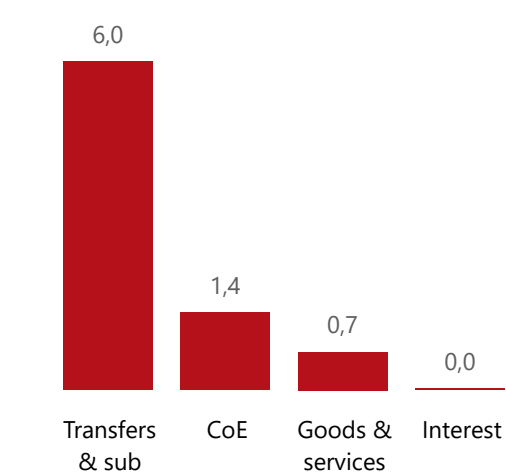
Actual vs Forecast



Composition of spending



Top 5 Goods & services



Capital assets

Spending

Level 3	Approved	YTD	% YTD
⊕ Transfers & sub	7,4	6,0	74,0%
⊕ CoE	1,7	1,4	17,5%
⊕ Goods & services	2,4	0,7	8,6%
⊕ Interest	1,7	0,0	0,0%
⊕ Capital	0,0		
Total	13,2	8,2	100,0%



national treasury
Department:
National Treasury
REPUBLIC OF SOUTH AFRICA

Quarter

4

Cluster

Education and related

Department

Employment and Labour

Entity

Compensation Fund, including Reser...